




MAJESTY  ***YACHTS***

SUPERYACHT COLLECTION

Your Window into Luxury



CHAIRMAN'S NOTE



Mohammed Hussain Alshaali
Chairman

Gulf Craft was born in 1982 out of a love for the sea, a passion for building and a firm belief that the success of the Emirates should be based around productive industry – three key pillars that still support what the company does three decades since we first began.

35 years is a long time, and as the Emirates has undergone a sea change in terms of progress, prosperity and prominence on a global stage, we are privileged to have been both a witness to this transformation and a fellow traveler – growing from a humble Emirates based boat builder to a globally respected shipyard with a presence in more than 40 countries worldwide.

Over the years, we have measured our success on the continued confidence and loyalty of our customers and business partners and our ability to maintain a 100% delivery track record – successfully delivering more than 9,000 craft since we first began, across a spectrum that ranges from family fishing boats to the most luxurious superyachts.

The Majesty Yachts brand is in many ways Gulf Craft's flagship brand – representing the epitome of our engineering and design sophistication, our ability to translate our clients' vision into luxurious reality and our ambitions to build bigger and better yachts in the years to come.



LOOKING AHEAD



Erwin Bamps
Chief Executive Officer

As a company, Gulf Craft finds itself in a very fortuitous position – both in time and space.

Celebrating 35 years is a good period to acknowledge the company’s growth and success over the past three decades but it is also the perfect time to look ahead to what is to come.

Geographically, Gulf Craft is positioned in a very strategic location – close enough to the traditional yacht markets of Europe and poised on the very edge of fast-growing Asia.

With the launch of the Majesty 155, Gulf Craft has proven its capabilities – in terms of innovation and ability to both anticipate and deliver what the global market wants in size and sophistication.

Gulf Craft continues to invest in equipment capable of handling larger and more technically challenging builds and skilled workmanship capable of meeting more demanding requests, proving Gulf Craft’s long-term confidence in the global superyacht market and our own position within it.



Gulf Craft is
favored in both
regional and
international
markets



COMPANY HISTORY

In 1982 Mohammed Hussein Alshaali along with his brothers Abdullah and Jamal, and Dr. Mohammed Hamdan, their long-standing friend, established Gulf Craft in the United Arab Emirates – driven by an entrepreneurial spirit, a love for the sea and a firm belief that the long-term success of the nation lay in the manufacturing industry.

Under Alshaali's guidance, Gulf Craft has grown from being a manufacturer of small pleasure craft in 1982, to a yacht manufacturer in 1991 and a globally respected builder of superyachts since 2000.

Gulf Craft, the world's innovative builder of luxury yachts and leisure boats, has served the aspirations of passionate seafarers for more than three decades. The award-winning manufacturer is one of the world's leading superyacht shipyards, a merit it has achieved through continuous investment in research and development.

Founded in the Emirates in 1982, Gulf Craft continues to redefine the on-water living experience with its wide variety of premium craft, ranging from 27 feet to 155 feet in length. Deploying advanced technology, powerful engineering, and timeless design, Gulf Craft builds each creation to meet the diverse requirements of its discerning clientele, transforming travel by sea into a journey worth indulging in.

With an expanding portfolio that includes the enchanting Majesty Yachts, the oceangoing Nomad Yachts, Silvercraft fishing boats and family cruisers, and Oryx sport yachts and cruisers, Gulf Craft has built an enduring legacy.



1982



With a modest 218,000 square foot facility in Ajman, UAE, Gulf Craft starts producing 14 foot runabouts for the local market.



1997

Launch of the Majesty 86.



2001

Gulf Craft's largest manufacturing facility opens in Umm Al Quwain in the Middle East, complete with 150 ton travel lift and launching bay. Launch of the Millenium 118, Gulf Craft's first superyacht over 30m.



1992

The Adora 53, the first complex yacht to be built by Gulf Craft is launched. This craft would remain one of the most desirable and popular yacht models in the Middle East for years to come.



2000

A new 100,000 square foot facility producing top-quality yachts, pleasure boats, and rapid transport vessels is launched in the Maldives.

2003

Building on the success of milestone projects like the Majesty 86 and Millenium 118, Gulf Craft launched the brand and product range Majesty Yachts in an ambitious drive to develop the region's first full line-up of luxury yachts.

MAJESTY  YACHTS

2006

Gulf Craft introduces the Oryx product line to fill an existing gap between large yachts and small pleasure craft. Specializing in sport yachts and open cruisers, it gains recognition among a younger target market.

ORYX



2008

Born from the 27 years boat building experience, the Silvercraft range is established to represent Gulf Craft's wide and diverse range of smaller family and fishing boats.

SILVERCRAFT

2012

Gulf Craft launches its largest superyacht ever built – the Majesty 135 – further solidifying the company's position as a major player in the prestigious global superyacht market.



2015

Gulf Craft launches its present-day flagship Majesty 155, showing customer confidence in the yard's products.



Catering to an evergrowing demand for long-range, fuel efficient yachts, Gulf Craft introduced the Nomad Yachts brand.

2015 - Won "Best Asian Built Yacht" for the Majesty 122 in Hong Kong during the Asian Boating Awards

2011

Gulf Craft launches the Gulf 95 Exp at the Dubai International Boat Show – presenting a new approach to explorer yacht design that maximizes onboard living space and comfort.

2014

Gulf Craft has clinched a top 10 ranking among the world superyacht-building shipyards, according to the Boat International Global Order .book report

Majesty 105 was announced as a finalist of The World Superyacht Awards 2014

2016

Gulf Craft won "Quality & Value Award" for the Majesty 122 at the World Superyacht Awards

Launching of the Majesty 110 and Majesty 90 at the Dubai International Boat Show



Emirates-based builder, Gulf Craft enters the world of megayachts revealing two new design concepts Majesty 200 and Majesty 175 at the 2016 .Monaco Yacht Show



Each yacht is an individual project, finished uniquely to match the desires of its owner



REFINED BOAT BUILDING SKILLS PERFECTED OVER 35 YEARS

At Gulf Craft we believe each yacht we build is unique – an individual and complex exercise in engineering, design and craftsmanship; which is why we prefer the term yacht builders rather than yacht producers. Our shipyard does not resemble a production line – each yacht is an individual project, finished uniquely to match the desires of its owner.

Our yachts are developed using detailed computer modeling and using the latest technologies such as CNC and waterjet, but the human hand still lends the final touches and it is the human eye that grants the final seal of approval after the industrial tests and standards are stamped. We value craftsmanship and it is a skill we have nurtured for over three decades.

Gulf Craft, the world's innovative builder of luxury yachts and leisure boats, has served the aspirations of passionate seafarers for more than three decades. The award-winning manufacturer is one of the world's leading superyacht shipyards, a merit it has achieved through continuous investment in research and development.

Founded in the Emirates in 1982, Gulf Craft continues to redefine the on-water living experience with its wide variety of premium craft, ranging from 27 feet to 155 feet in length. Deploying advanced technology,

powerful engineering, and timeless design, Gulf Craft builds each creation to meet the diverse requirements of its discerning clientele, transforming travel by sea into a journey worth indulging in.

With an expanding portfolio that includes the enchanting Majesty Yachts, the oceangoing Nomad Yachts, Silvercraft fishing boats and family cruisers, and Oryx sport yachts and cruisers, Gulf Craft has built an enduring legacy.













OPPOSITE Profile.

ABOVE CLOCKWISE Raised Wheelhouse. Fly-bridge Seating. Forward Seating Area.







OPPOSITE Main Saloon.
ABOVE CLOCKWISE Dining Area.





OPPOSITE Owner's Stateroom.

ABOVE CLOCKWISE Owner's Office. Owner's Stateroom. Owner's En Suite.





OPPOSITE Double Guest Stateroom.

ABOVE CLOCKWISE Double Guest En Suite. Twin Guest Stateroom. Twin Guest En Suite.




CLOCKWISE Main Galley. Crew Quarters. Crew Cabin.



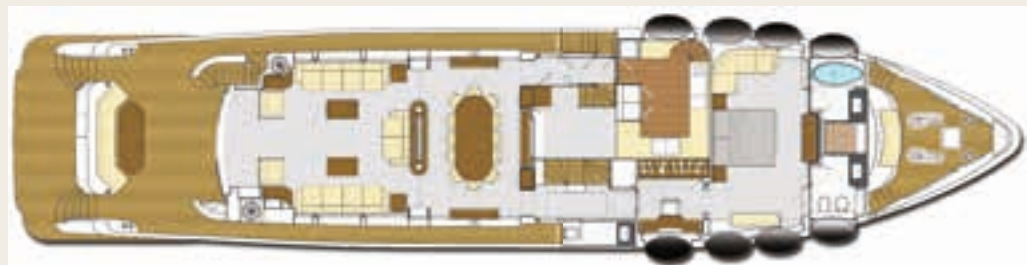
TECHNICAL SPECIFICATIONS

Most recent update: February 2016. Please see your dealer to learn about specifications currently being used.

LENGTH OVERALL	108 FT 8 IN (33.20 M)
BEAM	23 FT 4 IN (7.10 M)
DRAFT	5 FT 2 IN (1.60 M)
DISPLACEMENT	108 T APPROXIMATELY
FUEL CAPACITY	4,200 US GAL (15,910 L)
FRESH WATER CAPACITY	800 US GAL (3,030 L)
BLACK WATER CAPACITY	170 US GAL (640 L)
GREY WATER CAPACITY	170 US GAL (640 L)
GENERATORS	2 X 50 KW, 50 HZ
ENGINE	2 X 1,925 HP 2 X 1,900 HP



FLY-BRIDGE



MAIN DECK



LOWER DECK

Please note this is the technical specifications of Majesty 105. Gulf Craft reserves the right to add, modify or delete specifications and features at any time as part of our continuous product improvement programme.

The layouts shown are some of the possible options and do not necessarily correspond to the standard version.

Please note this is the technical specifications of Majesty 105. Gulf Craft reserves the right to add, modify or delete specifications and features at any time as part of our continuous product improvement programme.

DECK FITTINGS

- Main deck, Side Gunnel Area, Swim platform and aft cockpit.
- Side pantograph door on Main deck Port side gunwale to and Crew lounge.
- Elliptical side windows (10) and stainless steel framed openable elliptical Port holes (11)
- Sea side view Port hole cum windows (2)
- Port and Starboard side bulwark doors at aft and mid ship.
- Side windows (12mm thickness toughened glass).
- Pilot house wind screen with stainless steel trims (12mm thickness toughened glass).
- Stainless steel framed sliding door to Saloon.
- Water tight side deck doors on port and starboard side.
- Deck hatch access to chain locker.
- Forward deck hatch access for Owner's stateroom.
- Engine room Water/Gas tight door.
- Lockable water tight door from aft cockpit to crew lounge.
- Flybridge wind deflector screen.
- Stainless steel Port and Starboard side anchor pockets.
- Stainless steel Hauser pipes (6)
- Stainless steel deck cleats (6).
- Stainless steel hand rails (AISI 316L, Stainless steel tube/pipe).
- Stainless Steel Stanchions.
- Stainless steel Transom doors with signage 105.
- Wind screen wipers with fresh water connection.
- LED deck lighting and Flood lights.
- Fuel, Water fillers and Black tank overboard discharge on side deck.
- Storage within aft seat moulding.
- Ceiling lights (at aft cockpit).
- Locker with Fire damper pull-pin cables, Emergency fuel shutoff valve pull-pin cable, Engine room fire cylinder pull cable.
- Scupper drains will be provided as per drawing plan.
- Forward area fiber glass sofa seats with upholstered seats.

AFT COCKPIT

- Stainless steel framed sliding door to main saloon.
- Teak table with stainless steel bases.
- Upholstered sofa seats.
- Stainless steel stanchions.
- Integral stairway to fly-bridge.
- Lockable water tight door to crew cabin.
- Stainless steel transom doors.
- Steps down to bathing platform.
- Hot and cold water transom shower.
- Deck wash.

- 380220V, 3-Phase, 50Hz Shore power inlet cable and cable storage.
- Locker with port and starboard side fire dampers pull-out pins, engine room fire extinguisher pull-out pin and fuel shutoff valve pull-out pin cable.
- LED lighting to fly-bridge staircase.
- Ceiling speakers linked with Saloon entertainment system (2).
- Self draining.

FLY-BRIDGE

- Stainless steel framed sliding door to wheelhouse.
- Stairway from aft cockpit.
- Wind deflector screen.
- Fully fitted wet bar with corian top.
- Stainless steel sink and tap with hot and cold water supply.
- Refrigerator.
- Bar stools (3).
- Speakers linked with Saloon entertainment system (2).
- Upholstered sofa seating on port and starboard side.
- Storage under sofa seats.
- Upholstered helm seat.
- FRP hard top.
- Lighting on underside of hard top.
- Stainless steel stanchions to port top.
- Stainless steel railings.
- Self draining.

FLY-BRIDGE HELM

- Steering wheel.
- Port and Starboard engines displays.
- Trim tab gauge and switches.
- Rudder angle gauge.
- Winch control panel.
- Forward and aft search light switch.
- Bow thruster control.
- Navigation displays.
- Port and S/bd engines diagnostic, shutdown and ignition keys.
- Engine Throttle.
- Auto pilot display.
- Auto pilot control head.
- VHF hand set.
- Magnetic Compass.
- Switches of Flood light, Fly-bridge ceiling lights, Gauge lights, Deck lights, Horn.

SALOON

- LED TV 55".
- Home Theater system (Life style 48 Series).
- Satellite Receiver.
- Stainless steel framed sliding door to cockpit.

- Port and starboard side sofas.
- Sofa side tables.
- Coffee table.
- Display shelves.
- Windows with curtains.
- Curtains to main entrance door.
- Air conditioning with control switch.
- Architectural and LED decorative lighting.
- Lighting switches and AC sockets.
- Veneer/Leather/Fabric wall panels.
- Fitted carpet.

MAIN DINING

- Dining table.
- Dining chairs.
- Port and starboard side counters.
- Crockery shelves.
- Side windows with curtains.
- Architectural lighting.
- Lighting switches and AC sockets.
- Air conditioning with control switch.
- Veneer/Leather/Fabric wall panels.
- Wooden flooring.

GALLEY

- Corian counter top.
- S.S.Sink with hot and cold water supply.
- Storage lockers with shelves.
- Fridge.
- Freezer.
- Dish washer.
- Oven.
- Induction hub.
- Teppan yaki.
- Deep fryer.
- Vinyl flooring.
- Stair case to lower deck forward cabins.
- Side window with pleated blinds.
- Architectural lighting.
- Lighting switches and AC sockets.
- Air conditioning with control switch.

WHEELHOUSE HELM

- Steering wheel.
- Engine room exhaust fan control switch.
- Bilge alarm switch panel.
- Navigation displays.
- Port and Starboard engine displays.
- Trim tab gauge and switch.
- Magnetic Compass.
- Rudder angle gauge.
- Wind shield wiper controls.
- Bow thruster control switch.
- Auto pilot display.
- Engine throttle.
- Port and Starboard engine warning, ignition, diagnostic, shutdown controls.
- Bilge pump switches.
- Navigation switches of horn, anchor light, navigation light, pilot house light, dash board light, under water lights and gauge light.
- Search light switches.
- Forward and aft Search light selector switches and control switches.
- Hydraulic steering switch panel.
- VHF Radio hand set.

PANTRY

- Lockable water tight side pantograph door to side deck.
- Entrance door to Galley.
- Staircase to wheelhouse.
- Bottle cooler.
- Coffee machine.
- Access door to electrical cabin.
- Veneer/Leather/Fabric wall panels.
- Architectural lighting.

MAIN LOBBY

- Lockable water tight side pantograph door to side deck.
- Entrance door to day head toilet.
- Entrance door to owner's cabin.
- Staircase to lower deck cabins.
- Luggage cabin.
- Veneer/Leather/Fabric wall panels.
- Architectural lighting.

DAY HEAD TOILET

- Wash basin and tap with hot and cold water supply.
- Electric toilet.
- Extractor fan.
- Mirror.
- Sanitary accessories.
- Architectural lighting.
- Lighting switches and AC sockets.

OWNER'S STATEROOM

- LED TV 46".
- Home Theater system (Life style 35 Series).
- Satellite Receiver.
- Large double bed with drawers & mattress, pillows and bedspreads.
- Bed side tables.
- Wardrobes.
- Desk with Drawers.
- Counter table.
- Sofa seats.
- Sofa seat side table.
- Side windows with curtains.
- Air conditioning with control switch.
- www.Architectural.lighting.
- Lighting switches and AC sockets.
- Veneer/Fabric/Leather wall panels.
- Fitted carpet.
- Entrance door to bath cabin.

EN SUITE

- Wash basin and tap with hot and cold water supply (2).
- Mirror.
- Cabinet.
- Bidet and Electric toilet.
- Hot and cold water shower mixer.
- Jacuzzi.
- Extractor fan.
- Frosted glass door to shower cabin.
- Architectural lighting.
- Sanitary accessories.
- Open shelves.
- Lighting switches and AC sockets.

GUEST LOBBY

- Stairs from main lobby.
- Architectural lighting.
- Lighting switches.
- Veneer/Fabric/Leather wall panels.
- LED lighting to steps.
- Entrance door to port double guest cabin.
- Entrance door to starboard double guest cabin.
- Entrance door to port twin guest cabin.
- Entrance door to starboard twin guest cabin.
- Storage locker.

DOUBLE GUEST STATEROOMS (STARBOARD & PORT SIDE)

- LED TV 32".
- Satellite Receiver.
- Large double bed with drawers (4) & mattresses, pillows and bedspreads.
- Bed side tables.
- Storm shutter storage.
- Open shelves.
- Wardrobe.
- Side window with curtain.
- Air conditioning with control

- switch.
- Architectural and LED decorative lighting.
- Lighting switches and AC sockets.
- Veneer/Fabric/Leather wall panels.
- Fitted carpet.
- Entrance doors to En Suite.

EN SUITE

- Wash basin and tap with hot and cold water supply.
- Storage.
- Open shelves.
- Mirror.
- Port hole with pleated blinds.
- Extractor fan.
- Electric toilet.
- Glass doors to shower cabin.
- Hot and cold water shower mixer.
- Sky shower.
- Architectural lighting.
- Sanitary accessories (tooth brush holder, soap holder, brush holder, towel hook and towel rail).
- Lighting switches and AC sockets.

TWIN GUEST STATEROOMS (STARBOARD & PORT SIDE)

- LED TV 26".
- Satellite Receiver.
- 2 x Single beds with drawers & mattresses, pillows and bedspreads.
- Bed side table.
- Wardrobe.
- Storage.
- Port hole with curtain.
- Air conditioning with control switch.
- Architectural lighting.
- Architectural & LED decorative lighting.
- Lighting switches and AC sockets.
- Veneer/Fabric/Leather wall panels.
- Fitted carpet.
- Entrance door to En Suite.

EN SUITE

- Wash basin and tap with hot and cold water supply.
- Mirror.
- Open shelves.
- Electric toilet.
- Hot and cold water shower mixer.
- Sky shower.
- Extractor fan.
- Glass door to shower cabin.
- Porthole with pleated blinds.
- Sanitary accessories.
- Architectural lighting.
- Lighting switches and AC sockets.

CAPTAIN'S CABIN

- Bed with mattress, pillows and bedspreads.
- Bed side table.
- Wardrobe.
- Porthole with pleated blinds.
- Storage under the bed.
- Air conditioning with control switch.
- Architectural lighting.
- Lighting switches and AC sockets.
- Veneer/Fabric/Leather wall panels.
- Vinyl flooring.
- Entrance door to En Suite.

EN SUITE

- Wash basin and tap with hot and cold water supply.
- Mirror.
- Electric toilet.
- Hot and cold water shower mixer.
- Extractor fan.
- Sanitary accessories (tooth brush holder, soap holder, brush holder, towel hook, and towel rail).
- Storm shutter storage.
- Architectural lighting.
- Lighting switches and AC sockets.

CREW LOUNGE

- Corian counter top.
- Stainless steel sink and tap with hot and cold water supply.
- Refrigerator.
- Hob.
- Microwave.
- Hood.
- Washing machine.
- Overhead storage lockers.
- Sofa seat and table.
- Port holes with pleated blinds.
- Stair case to aft cockpit.
- Lockable water tight door leading to swim platform.
- Lockable water/gas tight door to engine room.
- Air conditioning with control switch.
- Architectural lighting.
- Lighting switches and AC sockets.
- Veneer wall panels.
- Entrance door to captain cabin.
- Entrance door to store cabin.
- Vinyl flooring.

FORWARD CREW CABINS (1 & 2)

- 2 x Single bunk beds.
- Open shelves.
- Wardrobe.
- Port hole with curtains.
- Air conditioning with control switch.
- Architectural lighting.
- Lighting switches and AC sockets.
- Veneer/Fabric/Leather wall panels.
- Vinyl flooring.
- Entrance door to En Suite.

EN SUITES

- Wash basin and tap with hot and cold water supply.
- Electric toilet.
- Medicine cabinet.
- Niche.
- Hot and cold water shower mixer.
- Extractor fan.
- Foldable glass door to shower cabin.
- Sanitary accessories (tooth brush holder, soap holder, brush holder, towel hook and towel rail).
- Vinyl flooring.
- Architectural lighting.
- Lighting switches and AC sockets.

MISCELLANEOUS

- Fenders (6).
- First Aid kit (1).
- Fire blanket (1).
- Tool kit (1)
- Mooring ropes.
- Boat hooks (2).
- Life rings (2).

ELECTRICAL SYSTEM

- Electrical system of the boat is 3-phase, 380220V, 50Hz.
- Main power supplied by two generators.
- Generator 40Kw, 50Hz (2).
- 3-phase dockside connection (100Amp) with cable and cable master system.
- Main switch board system equipped with magnetic contactors, overload protections and short circuit protections.
- Outgoing circuits protected by circuit breakers.
- Battery isolation switches.
- 12V, 200Ah Batteries for Port side engine (2).
- 12V, 200Ah Batteries for Starboard side engine (2).
- 12V, 200Ah Batteries for Service (2).
- 12V, 200Ah Batteries for Emergency (2).



- 12V, 100Ah Batteries for Port Generator (2).
- 12V, 100Ah Batteries for Starboard Generator (2).
- Batteries are charged by two battery chargers.
- 80Ah, 24V Battery charger for Engine Batteries.
- 100Ah, 24V Battery charger for Service and Emergency batteries.
- Main panels are placed in engine room.
- 380220V AC Main distribution panel.
- 220V AC Sub distribution panel.
- 24V DC distribution panel.
- Secondary distribution panels.
- Main deck 220VAC distribution panel.
- Lower deck 220VAC distribution panel.
- 12&24VDC Navigation panel.
- Tank sentry monitoring panels located in engine room.
- Fuel tanks.
- Fresh water tank.
- Black water tank.
- Grey water tank.
- 220V AC Power outlets in all cabins.
- Cathodic protection provided by cross bonded zinc anodes.
- Port and Starboard Generators isolation battery switches and interconnection panel.
- Port and Starboard engines isolation switches and interconnections panel.

POWER AND DRIVE SYSTEMS

- Power assisted electro hydraulic steering system.
- Direct shaft drive through tunnel.
- Propellers, 5-blade, AB2 material (2).
- Rudders (2).
- P-brackets (2).
- Duplex steel tail shafts (2).
- Hydraulic trim tabs (2).
- Trim tabs switches and gauges at lower helm and main helm position.
- Engine Throttle.
- Seawater strainers for main engines (2).

NAVIGATION SYSTEM

- 14" Multi display monitors (2).
- Raymarine (G Series)
 - o GPS (2).
 - o 72 NM Radars (2).
 - o Depth sounder (2).
 - o Speed logs and wind speed (dual stations).
 - o Auto pilot (dual stations).
 - o VHF Radio (dual stations).
 (Navigation system upgrade is available on request as optional)
- Mast Area— equipped with Radars, Satellite antenna, Wind speed, Navigation lights, Lightening arrester, Search light (fwd and aft) and Horn.
- Alarm Monitoring System for all tanks, water maker, smoke detectors and bilge alarm.
- Camera monitoring system.

FUEL SYSTEM

- Fuel capacity 4000 US Gallons (15141.6 liters).
- Port side fuel tank capacity 1839 US gallons (6961.372 Liters).
- Star board side fuel tank capacity 1839 US gallons (6961.372 Liters).
- Fuel day tank 322 US gallons (1218.903 Liters).
- Integrated FRP fuel tanks in engine room.

- Port and Star board side fuel tanks interconnection with Fuel day tank.
- Fuel filters on port and starboard side decks.
- Manual fuel shutoff valve pull-out pin cable fitted at aft cockpit.
- Fuel filters for engines/generators.
- All tanks provided with manhole covers, ventilation pipes and connection pipes to manifold.
- Isolation valves to fuel manifold.
- Interconnection fuel lines are made of stainless pipes.
- Electric tank senders for all fuel tanks.

FRESH WATER SYSTEM

- Water tank capacity 800 US Gallons.
- Pressurized hot and cold water system.
- 24VDC Fresh water pump (1).
- 220VAC Fresh water pump (1).
- Water heaters capacity 60Lt (2)
- Water level monitoring panel located in the engine room.
- Water maker capacity 140L/h for fresh water (1).
- Water filler on side deck.
- Electric tank sender.
- 26mm Mepla piping throughout supplying all outlets.
- 32mm Mepla piping from tank to manifold.
- Dock connection for shore water supply on aft swimming platform with pressure regulator.
- Fresh water deck wash connection at aft swim platform and forward area.

FIRE EXTINGUISHING SYSTEM

- Fixed fire extinguisher in engine room connected with pull cable to cockpit.
- Fire alarm and Fire bell at wheelhouse and engine room.
- Smoke detectors in all cabins.
- Hand operated portable fire extinguishers (12) installed for immediate use in all cabins.
- Mechanical pump with bypass valves for fire and bilge purpose (1).
- Fresh water line connection to fire & bilge manifold for priming and cleaning.
- Plumbing are made of CuNiFer/ Stainless steel pipes.

BILGE SYSTEM

- Bilge water high level alarm system.
- Electric submersible bilge pumps 2000 GPH with float switches fitted in each water tight compartment at beneath the following areas:
 - Forward crew cabins.
 - Guest lobby.
 - Port & Starboard double guest cabin.
 - Engine room.
 - Crew lounge.
 - Rudder compartment.
- Bilge suction lines are connected to manual bilge pump and mechanical pump with bypass valves for suction of the bilge water from engine room and rudder compartment.

AIR CONDITIONING SYSTEM

- Chilled water air conditioning system with capacity 260 000 BTU.
- All compressors on 380 VAC, 3-phase.

- All air handlers on 220VAC, Single phase.
- All cabins Air handlers are connected with Chillers system.
- Chiller water pumps (2).
- Sea water pumps (2).
- Air conditioning control switches in all cabins.
- Plumbing lines are made of PVC pipes.
- Pipe lines are well insulated.

SAFETY EQUIPMENTS

- Solas Life jackets (15).
- 24" Life rings (2).
- Life rafts - 2 x 8 persons capacity each side- (4).
- First Aid kit (1).
- Fire blanket (1)
- Fire dampers safety on Port and Starboard side vent shaft.
- Portable fire extinguishers as per plan.

OPTIONALS

- Hydraulic Swim platform transformer.
- Jacuzzi system.
- Stern thruster 25HP.
- Crane capacity 800 Kg.
- TRAC 370 Stabilizer system.
- Spare Propellers.
- Spare Shafts.
- Teak decking at fly-bridge.
- Intercom telephone system.
- THURAYA Satellite Phone/Fax.
- 12 x Under water lights.
- Marble flooring and counter top in kitchen, bath cabins and bar.
- Multi zone Audio/visual + Automation system.
- Dinghy and Jetski.
- Upgraded Navigation system (customer request).
- Night vision camera monitoring system.

GULF CRAFT PRODUCT RANGE

MAJESTY YACHTS



ABOVE Majesty 90

YACHT RANGE 48 - 90

Gulf Craft launched its range of luxury fly-bridge yachts under the name of Majesty Yachts in 2004, and today features an innovative and extensive yachts range from 56 feet to 88 feet, in addition to the superyachts range.

Majesty Yachts relies on a in-house design team, as well as on Dutch, Italian, British and Australian designers, catering to diverse global tastes in exterior styling and interior design. The Majesty Yachts team combines technical know-how, practical experience, and decades of steady investment to deliver personalized luxury without the price premium.

NOMAD YACHTS



ABOVE Nomad 65

The Nomad Yachts is the latest masterpiece created by Gulf Craft. The brand Nomad Yachts was first introduced to the world in 2015 at the Dubai International Boat Show. Although a young brand, the Nomad Yachts has quickly witnessed international success when in the month following its premiere, it was debuted in Europe, Africa and Asia. The brand new line of yachts is designed for serious boating enthusiasts who are looking to take their passion onto the high seas.



SILVERCRAFT



ABOVE Silvercraft 36 HT

Year after year, we're striving to exceed our customers' expectations. That's why we created the new Silvercraft sport fishing and family boats. Continuing the Gulf Craft reputation for constant innovation and superior standard of quality, the Silvercraft range combines advanced hull designs, superior performance and evolving styles.

With the company founders being seasoned seafarers themselves, every new boat type is carefully designed and rigorously tested before introduction to the market. The strive for application of the latest technologies and to meet the design requirements of our customers spread all over the globe, is forcing a constant rejuvenation and rethinking of the production process, our products and services, manifesting itself in our ever-improving product quality, trying to redefine powerboating every single day.

ORYX



ABOVE Oryx 42

In 2006 Gulf Craft introduced the Oryx sport cruiser – the sea-borne equivalent of an elite sports car – that became an instant hit within weeks of its launch. Now the Oryx has evolved into a range of high-performance sport yachts and cruisers of different sizes that are exported worldwide.

Always innovative, the Oryx range continues to offer outstanding value-for-money and uncompromising on water performance for the growing sports cruiser market.





P.O. Box 666, Sheikh Khalifa Bin Zayed Street, Ajman, United Arab Emirates

T. +971 6 7406060, F. +971 6 7406062, gci@gulfcraftinc.com

www.gulfcraftinc.com

www.majesty-yachts.com

V 05. 2016 L

Pictures in this catalogue may be taken from different vessels of the same type for example purpose only. Performance estimates are given in good faith, but are in no way guaranteed. Dirt on the hull, damage to the propellers, external water and air temperatures and added weight, fuel and water carried can all adversely affect performance. For these and other reasons we can give no performance guarantees. Data and characteristics are not binding: details, colors, descriptions and illustrations are for information purpose only. The drawings and pictures may include specific equipment or modifications which are not part of the standard specifications of the vessel. Standard specifications may be defined differently in different sales territories. Gulf Craft Inc. reserves the right to make any changes in specifications or equipment without prior notice. In case on any inconsistencies between specification sheet, product catalogue and price list, the price list prevails. Customers are recommended to contact one of our sales representatives to reconfirm standard and optional features on the vessels.

by *Gulf Craft*